

Camp Conestoga 2021 Leader's Guide

Westmoreland-Fayette Council

2 Garden Center Drive

Greensburg, PA 15601

724-837-1630

wfbosa@bsamail.org

www.wfbosa.org

Find us on Facebook

www.facebook.com/esrcamp

Dear Scout Leaders:

When you bring your units to Camp Conestoga you expect a great program delivered by the standards of the Boy Scouts of America. You want a knowledgeable staff that not only will teach the BSA standards but practice the 12 points of the Scout Law in their daily lives. Our staff will strive to teach as many outdoor skills as they can through the merit badges, we offer so the youth can use them along their Scouting Trail. I truly believe “what we learn today, we teach tomorrow”.

We are no exception to the “what we learn today, we teach tomorrow”. I strive to take the input that your Units give us at the end of your week to better the camp each year. So, with the input you have provided, we have added some changes and added a 2 new areas to camp for 2021! I hope you notice the changes and continue to provide great feedback as we keep growing the camp year to year!

Since I first got involved with the Boy Scouts of America as an adult, I have been pulled into the wonder and adventure it has been offering for decades. I have taken as many classes as I can to ensure I can teach the values of scouting to those young people we lead today. I am excited to lead our great staff on this summer’s journey to help your youth make great and long-lasting memories.

Since 1949 Camp Conestoga has been allowing our staffs to help create those memories. Unit leaders have been bringing their units to create memories and those memories help the youth and leaders keep the Units growing and coming back each year.

I pledge to ensure the staff gives your youth the attention and care they deserve to have a fun filled outdoor learning experience.

See you at camp,

Paul Rock

Camp Conestoga Director

Contents

The Eberly Scout Reservation	- 5 -
Civil Rights Statement	- 5 -
About this Leader's Guide/How to Prepare for Camp	- 6 -
Camp Conestoga Fee Structure- 2021.....	- 7 -
Camp Conestoga Refund Policy.....	- 8 -
Campership Information	- 8 -
Housing	- 10 -
Shower Houses and Rest Rooms.....	- 10 -
Dining Hall Procedures	- 10 -
Other Amenities	- 10 -
Camp Inspection & Conservation	- 11 -
Trading Post	- 12 -
Camp Conestoga Daily Schedule	- 15 -
Camp Conestoga Merit Badge Program	- 16 -
Camp Conestoga Merit Badge FAQ.....	- 17 -
Camp Conestoga Merit Badge Outline.....	- 18 -
2021 Camp Conestoga Merit Badges.....	- 19 -
Program Area Overviews	23
Aquatics.....	24
Nature	25
Shooting Sports.....	25
Fitness	25
Scoutcraft	25
Handicraft	26
COPE & Climbing.....	27
Pathfinder	28
The Order of the Arrow	29
Wednesday "Family Night"	30
Eagle Camp.....	31
Provisional Camp.....	32
Chaplain Services.....	33
Camp Chaplain	33
Church Service	33
Chaplain Aide Training.....	33
Thursday Night- Troop Cooking Night.....	33
Health and Safety	34
Camp Conestoga Health & Safety Guidelines	35
Medications.....	36
Medical Requirements.....	36
Before You Go!.....	37
Contact and Location Information.....	38
Location Information	

2021 Backdater for Camp Conestoga	39
Leaders Pre-Camp Checklist	40
Camp Standards	41
2022 Stake Your Claim	42
Your First and	43
Last Day!	43
Sunday Schedule of Events	44
Check-in Procedures	44
Arrival at Your Campsite	45
Camp Tour	45
Sunday Evening Leader's Meeting	46
Campsite Inspections & Camp Adventure Award	46
Parking Procedures	47
Swimming Requirements	47
Saturday Check Out Procedures	48
Role of the Leader	49
The Adult Leader Role	50
Leader Administration Responsibilities	50
Our Camp Law	51
Hazing/Bullying	53
Standards of Conduct for Scouters	54
Experience Tells Us	55
Camp Forms	57
Medical and Health History Record	58
Deposit Attendance Roster-March 5, 2021	59
Final Fees Attendance Roster-May 7, 2021	60
Final ATTENDANCE Roster-2021	61
Pick-Up Authorization / Permission Slip	62
Pre-Camp Swim Check	63
Suggested Equipment List	64
Specialty Camp Registration Form	65
Zip Line at Camp Conestoga Waiver	66
Refund Policy	

The Eberly Scout Reservation

The Eberly Scout Reservation is located mid-way between Donegal and Somerset off Route 31, one and a half miles south of Bakersville Pennsylvania in the beautiful Laurel Hill State Park. The Reservation has two camps, Camp Conestoga and Camp Buck Run. These Scout camps have been appraised as two of the best in the country. Camp Conestoga has been in operation for 72 years and Camp Buck Run has been in operation for 74 years. Both camps are certified annually by the Boy Scouts of America to ensure that they meet the most stringent standards and are nothing less than the very best. Camps Conestoga and Buck Run receive an "A" rating each year.



All Scouts in attendance will be in the very best of hands during their stay. A National Camp School Certified Director supervises each area. Each Staff Member participates in a weeklong training program to properly prepare them for their tasks. A resident Health Officer is also on site 24 hours a day, 7 days a week. Nothing has been overlooked! We have made sure that your Scouts will have a **SAFE** and **FUN** experience during their stay with us.

Civil Rights Statement

The Westmoreland-Fayette Council is a non-profit organization and an equal opportunity employer. In keeping with the policies of the Boy Scouts of America, the rules for acceptance and participation in the camp program are the same for everyone without regard to race, sex, creed, color, national origin, or physical disability.

Any Scout or Leader that will be attending camp that requires any additional assistance should notify the Camp Director at least 2 weeks before their scheduled arrival date. This includes any Scout or Leader that may have any special diet restrictions or requirements.

On behalf of the Westmoreland-Fayette Council,

***Welcome to
Camp Conestoga!***



About this Leader's Guide/How to Prepare for Camp

Scouters who have been camp leaders at Camp Conestoga for many years have contributed to the content of this book. They have, through their experience, found what works and what doesn't work. This Leader's Guide is designed to help you. It is geared to inform not only the leader who is sure their unit is coming to Camp Conestoga, but also for the prospective Troop. In here, you'll find clear descriptions of what Camp Conestoga has to offer in Merit Badge programs, High Adventure activities, Patrol and Troop competition as well as special features. As the camp leader, you can make your job easier if you start to prepare for camp in a systematic manner as soon as you receive this Leader's Guide. First, read this guide from cover to cover to become familiar with the camp program and the mechanics of taking a troop to camp. Also be sure to share this guide with your assistants so they will understand the camp program and be better able to provide leadership as well. Feel free to copy any part of this book and distribute them to Scouts and parents to help your planning.



This Leader's Guide is a guidebook of sorts, in that it collects hundreds of facts and data into a handy reference form. We hope that you will find this Leader's Guide complete. But if some question is not answered, please feel free to contact the Council Service Center of the Westmoreland Fayette Council of the Boy Scouts of America at 724-837-1630. We look forward to your arrival at Camp Conestoga!

2021 Session Dates

Week 1	June 20 th – June 26 th
Week 2	June 27 th – July 3 rd
Week 3	July 11 th – July 17 th
Week 4	July 18 th – July 24 th
Week 5	July 25 th – July 31 st
Week 6	August 1 st – August 7 th



Camp Conestoga Fee Structure- 2021

Please note that there have been changes to the fee structure for the 2021 season. The cost of a week of camp has been raised to include better program materials, competitive camp staff salaries, and overall camp improvements.

Reservation Fee – ALL SCOUTS

\$50.00 PER SCOUT – Due in the Council Service Center by *March 5, 2021*.

The troop will receive the discounted fee to be paid in full by May 7, 2021 for the number of Scouts that the Troop has paid \$50 for by this date. Exception will be Arrow of Light-Scouts moving to the Troop; they will receive the discounted price until May 7th, this fee is necessary to hold the troop campsite and is credited toward the remaining balance. The fee is **NON-REFUNDABLE** but is transferable to a New Scout added to the Camp Roster.

Camp Fees—Early Bird Fees

\$385.00 PER SCOUT, PER WEEK, IF PAID IN FULL *BY MAY 7, 2021*.

Camp Fees – Regular Camp Fees

\$405.00 PER SCOUT, PER WEEK, IF PAID IN FULL *AFTER MAY 7, 2021*.

Troop Fee

\$25.00 per troop, this fee reserves the campsite, and may be rolled over from each attending year to year.

Second Week of Camp Fee

\$350.00 PER SCOUT, PER WEEK OF CAMP.

Camp Fees—Units Cooking in their Campsite, (Units **PROVIDE THEIR OWN FOOD!**)

\$70.00 price reduction per scout by prior arrangements. The fee is **\$315.00 PER SCOUT** for these Troops.

Leaders Fees

The First 2 leaders for every unit are free. Beyond the initial 2 leaders, a ratio of 1 leader to every 8 scouts will allow an additional leader to attend camp at no charge. Units bringing more than 2 leaders that do not meet the 1 to 8 ratio will be charged \$220.00 per additional leader.

01 - 16 Scouts = 2 Free Adults

17 - 24 Scouts = 3 Free Adult

25 – 32 Scouts = 4 Free Adults

Beyond 32 Scouts the ration stays the same.

One more Free Adult at 33, 41, 49, 57, 65, & etc.

*****Family Discount*****

Fee for second (and subsequent) Scouts attending Camp Conestoga there will be a \$35 per Scout discount. The fee is \$350.

Families with Scouts attending both Conestoga and Buck Run will receive a 10% discount on the second (and subsequent) Scout camp fees at Buck Run.

NOTE: Fees will be assessed on the Day of CAMP CHECK-IN at Camp Conestoga to ensure you meet the requirements.

REMINDER:

A COMPLETED TROOP ROSTER INCLUDING INFORMATION FOR ALL YOUTH AND ADULTS ATTENDING CAMP IS REQUIRED WHEN MAKING DEPOSITS ON MARCH 5, 2021. FINAL PAYMENTS ARE DUE ON MAY 7, 2021 AND WHEN YOUR TROOP CHECKS IN AT CAMP.

Camp Conestoga Refund Policy

1. Refund requests will only be considered if submitted by regular mail sent to:
Camp Staff Advisor/Camp Director
Westmoreland Fayette Council
2 Garden Center Drive
Greensburg, PA 15601
2. For Resident Camps:
 - a. Any required deposits shall be NON-REFUNDABLE.
 - b. Refund of fees, outside of a deposit, will be processed on a sliding scale according to the following guidelines:
 - i. Request received 30 or more days before the event – you will receive 100% of the total event fee, less the NON-REFUNDABLE deposit.
 - ii. Request received 14 – 29 days before the event – you will receive 50% of the total event fee, less the NON-REFUNDABLE deposit.
 - iii. Request received less than 14 days before the day of the event – you will receive 25% of the total event fee, less the NON-REFUNDABLE deposit.
 - iv. In the event of a documented medical reason (doctor's note required), a death in the family, a natural disaster, or a declared emergency – refund request must be submitted within fourteen (14) days following the end of the applicable activity.
 - c. For events where you register as a unit, registrations are transferrable within the same unit to a Scout or adult leader not currently registered for the activity.
3. Approved refunds will be processed within thirty (30) days of their receipt and all deposit will be made to the Unit. The unit will be responsible for the disbursement of those fees to the correct family. In Council Units, fees will be deposited into the Units account at the Council Service Center.
4. If an activity is cancelled or postponed by our council and the participant cannot attend on the alternate date, a refund request of the full fee will need to be submitted to process the refund.
5. Recognizing that we are here to "help other people at all times," regardless of the policies set out above, full or partial refunds may be granted for special hardship cases. Special hardship cases may include personal illness or family emergencies. Special hardship case refunds will be promptly considered and granted or denied by the Camp's Staff Advisor or Camp Director.

Policy effective 01/01/2021

Campership Information

The purpose of the campership program is to assist Scouts who have a financial need and have demonstrated fiscal inability to attend council sponsored camping opportunities. Please refer to the Campership Application in the Camp Forms section of this Leader's Guide for more information.
(Camperships are awarded to in Council Units Only!)

1. AVAILABILITY & REVIEW PROCEDURES

- A. Campership applications will be reviewed by the campership committee. The Reservation or Camp Director shall be given power of approval beginning the first day of Staff training week.
- B. Camperships shall be available for all RESIDENT CAMPS.
- C. Camperships will be considered on a need basis.
- D. All campership applications must be received no later than April 5th, 2021.
- E. You will be required to submit a copy of your 2020 Federal Tax Return with your application.

2. APPLICATION PROCEDURES

- A. Applications shall be available on the Council Website. An application can be found in the Camp Forms section of this guide
 - Unit leaders are responsible for completing the "unit information" section and distributing applications to families with a perceived need.
- B. Parents or Guardians are responsible for the remainder of the application and for its submission.
- C. Incomplete applications cannot be considered.



Facilities

Housing

All Scouts and Leaders will be staying in Scout BSA issue wide wall canvas tents on wooden platforms. Campsites are equipped with a certain number of tents and platforms based upon the total number camping, with 2 Scouts assigned per tent.

Tent partners must be within a two-year age gap. Depending upon the overall camp attendance for the week some leaders may be required to share tents.



There is a pavilion, picnic tables, fire circle, and bulletin board located in each campsite. Running water and shower houses are located near each campsite. Your campsite will be your home while you are at camp. You are expected to keep it clean. ***There will be no moving tents within the campsite!***

Shower Houses and Rest Rooms

Shower and rest room facilities are in each area of the camp. There are separate sides for both male and female. Flush toilets and electricity are available in each of the shower houses. It is advisable that all campers bring footwear for the showers.

Dining Hall Procedures

Each Troop will check-in with the Dining Hall Steward on Sunday afternoon during the camp orientation. Each troop will be given a seating assignment and will be given instructions on mealtime procedures and waiter responsibilities. All meals will be served in family style. Camp Conestoga's Kitchen is staffed by a qualified food service staff. Leaders are encouraged to lend a helping hand to troop waiters when necessary. *Each Table should have 1-2 empty seats for Camp Staff!

Other Amenities

You will find that Camp Conestoga is not your ordinary Scouts BSA Summer camp. Our camp has many facilities for Scouts and leaders to use during their stay. Some of them listed below.

- Swimming Pool
- 6-acre Lake with canoes, rowboats, sailboats, kayaks, and paddle boards. Stocked with fish.
- 50ft Climbing and Rappelling tower with Zip Line
- Low Elements COPE Course
- Modern Rifle and Shotgun Range
- Gaga Ball Pits
- Archery range
- Handicraft building complete with potters wheels and kilns
- Scoutcraft and Nature pavilions
- STEMcraft and Heritage and Performing Arts Areas
- Laurel Hill Creek for FLY FISHING ONLY!
- Fully stocked Trading Post
- Hiking trails

Camp Inspection & Conservation

Off Limit Areas

For safety reasons, certain areas of camp are OFF LIMITS. **Short-cutting through other campsites is not allowed.** NOTE: Campsites on Ruth Rhoda Lake have a 5-foot area designated as a walking or fishing area from the lakes edge that is not part of the lake front campsite. **Staff areas are off limits to all campers.**

Pets

Camp Conestoga abounds with natural wildlife. Scouts, Leaders, and Parents are asked not to bring any pets from home to camp.

Camp Improvement Projects & Conservation Projects

Part of your campsite inspection will include points for improvement and conservation projects. If you plan ahead, you can do a project that will have impact on camp for years to come. For suggestions see our Camp Director or Camp Ranger. Units are encouraged to bring items with them from home that could help them improve the camp. (Example: Tools to do a certain job)

Fires

All Troops can have nightly campfire in their sites *as long as weather permits*. However, please **DO NOT** bring firewood to camp. Bringing firewood to camp increases the possibility of transporting invasive species. Hemlock Woolly Adelgid, Emerald Ash Borer, and the Asian Longhorn Beetle are all species that could have disastrous effects on camp's ecosystem which is part of the Laurel Hill State Park. State Park officials also advise against bringing firewood into the park. Please obtain-your firewood locally. We have been lucky thus far to avoid the invasion of these pests. Let's keep it that way. We must also remember that we are not permitted to cut down any trees.

Trading Post

The Trading Post sells a wide range of supplies, including merit badge material, merit badge books, Scouting equipment, camp T-shirts, patches, handicraft supplies, and snack food. All handicraft and space exploration materials will be available for sale in the trading post. The Trading Post is open every morning and afternoon and on several evenings during the week.

TRADING POST HOURS OF OPERATION:

The following times are tentative-the official schedule will be in your Leader's Packet upon arrival.

<u>SUNDAY</u>	11 AM - 5 PM 7 PM - 9 PM	<u>WEDNESDAY</u>	9 AM - 12 PM 1 PM - 5 PM 6 PM - 9:30 PM
<u>MONDAY</u>	9 AM - 12 PM 1 PM - 5 PM 7 PM - 9 PM	<u>THURSDAY</u>	9 AM - 12 PM 1 PM - 5 PM 7 PM - 9 PM
<u>TUESDAY</u>	9 AM - 12 PM 1 PM - 5 PM 7 PM - 9 PM.	<u>FRIDAY</u>	9 AM - 12 PM 1 PM - 5 PM 7 PM - 9 PM
<u>SATURDAY</u>		8 AM - 10 AM	

ADVANCEMENT ITEMS

- ★ Merit Badge Books
- ★ Basketry & Leather Kits
- ★ Scout Handbooks
- ★ Various Scouting Resource Material

COMFORT ITEMS

- ★ Flashlights
- ★ Compass
- ★ Scout Socks
- ★ Scout Equipment
- ★ Fishing Bait

FOOD & CANDY

- ★ Candy Bars
- ★ Pop
- ★ Ice Cream
- ★ Slushies
- ★ Hot Dogs
- ★ Popcorn
- ★ Other Hot Food

SOUVENIRS

- ★ Camp T-Shirts
- ★ Camp Sweatshirts
- ★ Camp Hats
- ★ Pins
- ★ Patches

Official Scout Uniform shirts, shorts, & pants, are NOT for sale in our Trading Post.

The background of the slide features a large, faded Boy Scouts of America logo. It is a circular emblem with a yellow center containing a blue eagle with wings spread, perched on a shield. The words "BOY SCOUTS OF AMERICA" are written in a circular path around the eagle. The outer ring of the logo is grey with yellow spikes. The text "Programing and Adventure Guide" is overlaid in the center of the logo in a bold, black, sans-serif font.

Programing and Adventure Guide

Dear Scout Leaders,

My name is Conor Lydic and I am excited to be serving as your Program Director for 2021. Scouting has been a part of my life since I joined as a Tiger Cub, and I have held several positions in Scouting. I worked as a Scoutcraft counselor in 2015, and I was treasurer for Wagion Lodge 6. In addition, I am currently serving in the United States Army Reserve where I hold the rank of Specialist. Summer Camp is a special place for me. A week I could spend with my friends, earning merit badges, and making memories. As a youth, and a counselor, Summer Camp is one of my favorite places to be.

Our program areas are full of learning opportunities for the Scouts, from learning a physical skill, knowledge set, or a combination of the two. We have seven main areas where this occurs in, those being Pathfinder, Scoutcraft, Aquatics, Handicraft, Nature, Shooting Sports, and COPE. However, some merit badges are offered at the Trading post, Maintenance shed, and the Camp Office. These are the places Scouts will learn valuable life-long skills and make memories.

We always strive to ensure our programs are updated and improved not only year to year but week to week. Part of the process is bringing new merit badges and programs to camp. New to camp we have Metalwork, Model Design & Building, and Signs, Signals, & Codes. All designed to give Scouts real skills to use later in life. We also have several newer badges returning to camp. We understand how popular Automotive Repair was last year, and it will be returning to camp this year. Painting, and Home Repair also return this year. In addition to these merit badges Handicraft will be offering extra activities. Stained glass making and wood burning will be offered at Handicraft as well.

With these new and returning Merit badges and programs Camp will be incredible this year. Thank you for taking the time to read this, and I hope to see you and your Unit at camp!

Yours in Scouting,

Conor Lydic

Program Director

Camp Conestoga Daily Schedule

(Please note: subject to change. Use supplemental schedules for Sunday check-in,
Wednesday Family Night, and Saturday check-out)

Run for Your Life & Polar Bear Swim.....	6:30 am
Reveille	6:45 am
Mile Swim.....	7:00 am
(Waiter's Call)	7:35 am
Camp Wide Colors	7:50 am
Breakfast	8:00 am
Program Areas Open.....	9:00 am
Skill Summit #1	9:00- 9:50 am
Skill Summit #2.....	10:00-10:50 am
Skill Summit #3.....	11:00- 11:50 am
(Waiter's Call).....	12:05 pm
Lunch	12:30 pm
Camp Wide Break	1:10 pm – 2:00 pm
Skill Summit #4.....	2:10-3:00 pm
Skill Summit #5.....	3:10- 4:00 pm
Skill Summit #6.....	4:10- 5:00 pm
(Waiter's Call).....	5:35 pm
Dinner	6:00 pm
Camp Wide Colors	6:45 pm
Evening Programs.....	7:30 pm
Program Areas Close.....	10:00 pm
Lights Out.....	11:00 pm

Camp Conestoga Merit Badge Program

Camp Conestoga is a terrific place to participate in fun activities, learn new skills, and conquer amazing challenges, all the while earning rank advancements and merit badges! While camp is so much more than merit badges, they are the core of our programming and this guide is designed to help Scouts understand all the ins and outs of the Camp Conestoga “Skills Summit” merit badge program.

Skill Summits

Using our printed schedule, Scouts can enroll in the skill summit corresponding to the merit badge they wish to explore and develop proficiency in. During the week, Scouts will have fun learning and working towards the requirements found in the merit badge pamphlets.

- 🔥 Most merit badge skill summits will run on a five-day schedule (M-F). All skill summits will run 50 minutes in length, giving Scouts time to walk between program areas. Some Merit Badges require two Summits a day to complete.
- 🔥 Some merit badges require Scouts to devote long hours to obtain needed scores and observations. Please review the “Merit Badge Outline” for additional details.
- 🔥 Leaders who wish to independently offer an additional merit badge during their week at camp should notify the Program Director at the Sunday leaders meeting.

Program and Area Directors

Each program area is under the direction of a highly trained, nationally certified Area Director. However, when issues arise, the Program Director serves as the final authority on merit badges while at camp. Any and all questions concerning requirements, special needs exceptions, interpretation, and official protocol should be brought to the attention of the Program Director. Ultimately, the current edition of the Scouts BSA Requirements Book, Merit Badge pamphlets, and Scouts BSA Handbook will serve to interpret uncertainty, along with the Camp Key 3 and Council Executive. *All Merit badges are based on the books current as of November 30th of each Year!

When outside of Camp during the “off-season,” the Conestoga Staff is NOT permitted to sign any Merit Badge Applications (blue cards) unless recognized as Merit Badge Councilors in their local District. This includes all Instructors, Area Directors, and the Program Director.

Evening Programs

A comprehensive list of evening programs will be distributed to the Leaders/SPL’s at Sunday evening Leaders Meeting. A list of events cannot be made available ahead of time as certain things may come up weekly that cause us to change the programs.

Senior Patrol Leader Training

Senior Patrol Leader Training will take place each day after lunch in the center room of Rohrbacher’s. If the SPL cannot make it, another member of the Troop Leadership Corp must attend. It does not need to be the same Scout each day. Sunday’s SPL meeting will take place immediately following Camp Wide Colors in the center room of Rohrbacher’s alongside the Leader’s Meeting.

Counselors in Training

C.I.T.s are an important part of developing future staff members. If a Scout turns 14 during any part of the camping season, he or she may be eligible to participate in the C.I.T. program. After successfully serving in the program, the Scout will be eligible for one half of their paid camp fee to be refunded at the end of the camp Season. Refunds will be disbursed to the Unit’s Scout Account and Unit Leaders will handle refunds to the C.I.T.s/Parents.

Camp Conestoga Merit Badge FAQ

Merit badges are the thrilling program centered activities Scouts look forward to each summer! In order to ensure each Scout has a fun time earning his badges, here are a several Frequently Asked Questions about our merit badge program at Camp Conestoga.

“How many badges should I choose?”

Each Scout that is not participating in the COPE or the Pathfinder Program should choose at least 3 or 4 merit badges to earn and be ready for the activities that ensue. Scouts can choose to partake in more than 4 merit badges, however their ability to complete that many badges depend on the time commitment for each badge.

“What is a prerequisite?”

A prerequisite is a requirement for a merit badge that **must** be completed prior to the Scout arriving at camp. Simply put, if a Scout does not have the requirements for a prerequisite completed, the Scout **will not complete the badge at camp**. Any person with questions concerning the prerequisites for a specific merit badge should contact the Council Service Center, the Camp Program Director, or a local Merit Badge counselor.

“What is a partial?”

A partial is a badge that was not found to be completed by the Scout while at camp. Once the Scout has arrived at camp, it will be his responsibility to attend the program sessions on a daily basis and to complete all assignments as set forth by the program staff. All Scouts must participate actively during Merit Badge sessions. Partial issued never expire until the Scout is 18 years of age. That means that a Scout can either find a counselor at home or return to camp next year and pick up right where he left off. However, a merit badge counselor may require the Scout to show proficiency in completed requirements, especially if a significant amount of time has passed. All merit badge records are kept on file at camp until the end of the camping season. After the season, has ended, all merit badge records can be obtained by contacting the Council Service Center.

“What is the Camp Conestoga ‘blue card’ policy?”

All Scouts will be required to turn in a ‘blue card’ to their instructor on the first day of the program. Please ensure all Scouts have a properly filled out ‘blue card’ including a signature from the Scoutmaster proving that the Scout has approval to participate in the program for that badge. All ‘blue cards’ are returned to the Scoutmaster following the closing campfire. Troops can obtain ‘blue cards’ at camp by visiting the camp office.

Camp Conestoga Merit Badge Outline

The following is a list of all merit badges offered at Camp Conestoga. This list has been created in order to help the Scoutmaster and his Scout properly choose the merit badges that are right for them. The Scoutmaster should use his discretion when allowing his Scouts to choose their merit badges; not all Merit Badges are suitable for all Scouts. All Scouts should be made aware of all prerequisites and comments before choosing his Merit Badge.

Difficulty Key

1 = "Easy" - These merit badges are better suited for first- or second-year scouts with some or little experience. Ages 11 - 12. Scouts will be able to earn this badge at camp with some simplicity.

2 = "Moderate" - These merit badges are geared more for First Class Scouts that have attended camp before. Ages 13-14. With proper preparation and enthusiasm, these badges are earned with ease.

3 = "Difficult" - These merit badges require Scouts to complete more difficult and complicated tasks and are often time consuming. Ages 14-15. Scouts must commit extra time to gain the full experience of the badge. The difficult merit badges are only appropriate for older Scouts with a few years of camping experience.

4 = "Challenging" - These merit badges are for the strongest and most experienced Scouts. Ages 16+. Some Scouts may not be able to complete the requirements during one week of camp without full dedication. The counselor may suggest a Scout is not ready to participate in this badge, with Scoutmaster approval.

Additional merit badges not found on the following list may be offered without prior announcement.

2021 Camp Conestoga Merit Badges

Badge Name	Difficulty Level	Prerequisites	Comments
American Heritage	3		Must have a knowledge of family history
Archeology	2		
Archery	2		Earning the necessary shooting score is time consuming.
Art	1	6	
Astronomy	2	8	Weather dependent – if nights are cloudy, Scouts may receive a partial.
Athletics	2	3, 5, 6b	Athletic attire required
Automotive Maintenance	3		
Aviation	2	4	The cost of the kit for this badge is: \$10.00
Basketry	1		The cost of the kit for this badge is: \$13.99
Bird Study / Insect Study	1		Both badges are offered in the same summit
Camping	2	8d, 9	
Canoeing	2		Class time is 2 hours per day. RWB Swimmer. Must bring clothes and shoes that can get wet.
Chemistry	1		Bring an empty Soda or Water bottle
Climbing	4		Class time is 3 hours per day.
Cooking	2	4^a, b, c, d, & e	Class time is 3 hours per day. Scouts will be preparing their own meals over lunch.
Disabilities Awareness	1	2	
Electricity	2		
Emergency Preparedness	2	1, 2c	
Environmental Science	3		Completing observations is time consuming. Class time is 2 hours per day.
First-Aid	2		Class time is 2 hours per day.
Fish and Wildlife Management	2		With completion of Fishing and Fly-fishing scouts can earn the Angler Award
Fishing	2		Must provide fishing tackle. Must have PA fishing license if of age.
Fly Fishing	2		Must provide fishing tackle. Must have PA fishing license if of age.

Forestry	2		
Game Design	2		
Geocaching	1		
Geology	2		
Journalism	2	A2 or B2	
Kayaking and Paddleboard	2		Must be RWB swimmer. Class time is two hours a day.
Law	3	7	Scouts will need to have Thursday Evening Program open for a mock trial.
Leatherwork	1		The cost of the kit for this badge is: \$11.99
Lifesaving	3	1a	Blue Jeans, Long sleeve shirt, shoes, and belt that can get wet are required. RWB Swimmer
Metalwork	3	4	Cost associated with this badge is \$10.00. Must be 14+ to take badge and class size of Four is limited by age then rank. (This is a 3 Summits Class)
Model Design & Building	3		10\$ ticket pays for materials obtained at handicraft. Recommend for older scouts.
Movie Making and Photography	2 / 1		Both badges are offered in the same summit
Nature / Mammal Study	2		Both badges are offered in the same summit
Nuclear Science	3		
Orienteering	2		Must have own compass
Personal Fitness	2	1b,6,7,8	
Plant Science	2		
Plumbing			
Pottery	1		The cost of the kit for this badge is: \$5.00
Public Speaking	2		
Radio	2		
Reptile and Amphibian Study	2	8	
Rifle Shooting	2	1f	Earning the necessary shooting score for this badge is time consuming. Class time is 2 hours per day. Scouts must bring a copy of their states hunting laws or Proof they passed a Hunter's Safety Course.
Robotics	3		The cost of the kit for this badge is: \$15.00

Safety	2		
Rowing	2		RWB Swimmer. Must bring clothes and shoes that can get wet.
Search and Rescue	3		
Shotgun Shooting	3		Shooting is time consuming. Scouts must shoot for score to complete badge. Cost associated with this badge is 5 shots for \$1.00. Final cost could be between \$10 and \$20. Must be 14+ to take badge.
Signs, Signals, & Codes	2		Scouts will be going on a one-mile hike and willing to learn the basics of multiple forms of communication.
Small Boat Sailing	4		Class time is 2 hours per day. Class size is limited by age then rank. RWB Swimmer
Soil and Water Conservation	2		
Space Exploration	2		DO NOT bring model rockets to camp. Cost associated with this badge is \$10.00
Sports	2	4,5	Athletic attire required
Swimming	2	RWB Swimmer	Class time is 1 hour per day. Blue Jeans, Long sleeve shirt, shoes, and belt that can get wet are required items.
Theatre	2		
Weather	2		
Welding	4		Cost associated with this badge is \$10.00. Must be 14+ to take badge and class size of Eight is limited by age then rank. (This is a 3 Summits Class)
Wilderness Survival	2		Class time is 2 Summits per day. Scouts will build shelters which they must stay in overnight while at camp
All requirements are based on the 2020 Scouts BSA Requirements Books as of 11/30/20			

2021 Camp Conestoga Merit Badge and Program Costs			
Activity/ Merit Badge	Supplies to Purchase	Cost	Comments
Aviation	Merit Badge kit with all necessary materials to complete merit badge	\$10.00	
Basketry	Merit Badge kit with all necessary materials to complete merit badge	\$14.99	
Leatherwork	Merit Badge kit with all necessary materials to complete merit badge	\$11.99	
Model Design & Building	Materials Needed	\$10.00	
Pottery	Clay and Glaze	\$5.00	
Metalwork	Metal Supplies	\$10.00	
Welding	Metal Supplies	\$10.00	
Shotgun Shooting	Shots and Clay Pigeons	\$1.00/5 shots	
Space Exploration	Rocket Kits	\$10.00	
Robotics	Robot Kit	\$15.00	
Youth Archery Shoot		\$5.00	Scouts only, Cost is \$5.00
Henry Rifle Shoot (ADULTS)		\$5.00	Adults only, \$5 per entry!
Cowboy Action Shoot		Nothing	
Open Shotgun	Shots and Clay Pigeons	\$1.00/5 shots	
Wednesday Night Zip		\$5.00	
Stained Glass	Glass and Sauter	\$10.00	Must be 14+ years old
Safety Equipment (Welding/Metal Working/ Shooting Sports/Etc.)	Welding Gloves/Goggles, Ear protection	\$5.00	Added due to protentional COVID Restrictions
<i>*All Prices are subject to change based on cost of good and supplies for year/ ALL Tickets are bought at the Trading Post!</i>			

Program Area Overviews



This section is designed to give Scoutmasters and Scouts a brief overview of each program area at Camp Conestoga and what to expect in the way of fun additional opportunities!

The Program Area

The program areas are the locations throughout camp where all the fun and adventure of Scouting take place! Nationally certified and specially trained “Area Directors” will be supervising the “Instructors” in each program area. From 9am until 10pm, each program area is open for you to take advantage of the knowledgeable staff and whatever fun Scouting opportunities that area offers!

Troop Involvement

Finishing Scoutmaster conferences, completing Troop boards of review, participating in camp-wide activities, making new friends, getting involved with service/conservation projects, and other opportunities are important parts of the camp program that Scoutmasters will want to consider!

Open Program

In order to facilitate more fun, more action, and more programs, “Open Program” has been added to the daily schedule. Each program area still offers the more formalized skill summits, but also maintains an open atmosphere so Scouts and Leaders alike can visit the area to participate in both planned and impromptu activities, work on additional Badges, catch up on requirements, or simply partake in the atmosphere of the program. Nature, Scoutcraft, and Handicraft offer open program during all periods, whereas Aquatics, and the Ranges offered designated times.

Listed on the following pages are other program opportunities for Scouts and Leaders outside the daily merit badge schedule. These awards, events, and activities promise lots of fun and excitement! All leaders should check the daily newsletter and announcements for the specific starting times and locations.

Aquatics

Aquatics is a key program element both during summer camp and as part of the unit's year-round program. During summer camp, most Scouts will participate in an Aquatics activity, whether it is the non-swimmer starting to learn how to swim or the older scout learning a new Aquatics skill. A unit's involvement in Aquatic activities should not end when campers leave camp. The objectives of Scouting's Aquatics can be accomplished by making aquatics a regular part of the unit's year-round program.

Swim Tests

It is not required, but highly recommended, that you email a copy of your troops roster to the Aquatics Director; Including which week you are attending, Troop number, name of Scout, name of leader, and, if swim tests were taken prior to camp, which rank they achieved. This will help to speed up swim tests. A signed copy of the prior tests will be needed, or tests will have to be redone at camp.

Polar Bear Swim

What a great way to wake up the troop! Come join us down at the pool. Starts at 6:30 a.m. and ends at 7:00 a.m. To earn the Polar Bear certificate, Scouts will need to come to at least 4 of the 5 mornings. If weather does not permit us to swim, then everyone will get credit for that day.

Mile Swim

This program is open to all Scouts and leaders. Both Scouts and leaders will spend the week training each morning after Polar Bear Swim. All participants must attend each morning from 7:00 a.m. to 7:30 a.m. in order to be eligible to earn the Mile Swim Award. All Scouts and leaders who want to participate in the program must be a Red, White, and Blue swimmer. The actual Mile Swim event will take place on Friday morning during Mile Swim. Breakfast will be provided. All Scouts and leaders who successfully complete the Mile Swim will receive a certification card at campfire.

Paddle Craft Safety, Swimming & Water Rescue

Training with this program will provide BSA leaders with information and skills to prevent, recognize, and respond to swimming and boating emergencies during unit activities. It expands the awareness instruction provided by Safe Swim Defense and Safety Afloat. The BSA recommends that at least one person with this training to be present to assist with supervision whenever a unit practices at a location that does not provide lifeguards. This

training is open to any adult leader, Scout, Venture, or Explore who is age 16 or older. It's a week-long course, swimsuits, **clothes, and shoes will get wet**, please bring extra!

The Conestoga Triathlon

This race is a competition between your troop and other competitors for the fastest time. It consists of 100 yards of swimming, nearly 1 mile of running, and 100 yards of rowing. Your team may consist of up to three Scouts. You can also decide to participate as an Iron Man and do the whole race yourself. The rower and swimmer must be RWB Swimmers. This event will take place on Thursday evening. Questions concerning the Triathlon should be directed to the Aquatics Director.

Nature

Nature Director Presents

Are you a Scout who likes to hang out at the Nature Area, even after your badges are done? Maybe you would like to learn a little about nature, but not spend all week taking a badge. Then come to the Nature Area to explore the ecosystems of Camp with the Nature Staff.

Shooting Sports

Shooting Sports features three merit badges: Archery, Rifle Shooting, and Shotgun Shooting. Each badge requires Scouts to shoot for a score, so some skill is required. Archery and Shotgun Shooting also involve a small fee.

Fitness

The Fitness program offers a tremendous opportunity for Scouts to hone their physical strengths. The Fitness area offers three merit badges: Personal Fitness, Athletics, and Sports. Scouts participating in any of these three Badges must bring athletic attire (sneakers, gym shorts, etc.) appropriate for running and exercising.

Scoutcraft

Geocaching

With our new GPS units, this will soon become a popular activity at camp. Is your Troop or Patrol interested in finding one of camp's caches? Talk to the Scoutcraft Director.

Leave No Trace Awareness

Learn the principles of Leave No Trace and put them into practice in the sessions and on your next campout. Scouts and leaders are welcome to attend. You will learn the principles of

LNT and how to use them on a campout. This will put you on the path to earning the Leave No Trace Award.

Fishing and Fly-Fishing Merit Badge

All rules still apply (appropriate PA licensing, delayed harvest fishing in Laurel Hill Stream).

Handicraft

Many Badges at Handicraft require a small fee and purchase of supplies at the Trading Post. Please refer to the Merit Badge Outline included in this packet for details!

Stained Glass Making:

Scouts will have the opportunity to cut, shape, and Sauter pieces of glass together to make beautiful works of art. This is a program designed for older scouts over the age of 14.

Handicraft – Director Presents...

Throw a pot, stamp a wallet, or weave a basket. Improve your technical skill in the handicraft area, or let your creative side run wild. Work with the handicraft staff to make your projects better than what the kit intended. Learn skills not covered in the badges to give your work a truly personal touch or brush up on skills you haven't used in a while. Scouts and leaders are welcome to attend.

Skills Trade

Plumbing

Scout will learn the basics of minor plumbing repair and will put their skills to use on a project within the Camp.

Electricity

Scout will learn the basics of minor electrical repairs, like outlet replacements, lamp sockets and cords, and will put their skills to use on a project board designed by the camp.

Auto Repair

Scout will learn the basics of minor auto repairs and will put their skills to use on a project selected each week. This can include changing oil, filling fluids, changing tires, and detailing vehicles.

Metal Working

NEW this year, Scouts will learn how to use a small forge and get to put those skills learned to use by completing a project to meet the MB requirements.

STEMcraft

NEW This Season!

Heritage and Performing Arts

NEW This Season!


COPE & Climbing

Challenging Outdoor Personal Experience

Project COPE is a specialty program designed for Scouts age 14 and up and who have completed the requirement for First Class. The COPE program helps Scouts build confidence and positive attitude towards life's challenges. The COPE program accomplishes these goals through themed activities and initiative games. Scouts are put to the test as they work together in teams to complete the various elements in Camp Conestoga's low elements COPE course. All Scouts in the COPE program will have the opportunity to conquer Camp Conestoga's 50 ft. climbing and rappelling tower and experience camp's 550-foot zip-line!

Since this program requires much time, all Scouts participating in this program will have limited merit badge choices. Make sure that the Scout wishing to participate in the COPE program is made aware of the time requirement. The COPE program also requires the cooperation of the weather, as the tower and low-elements course cannot be safely managed during rain.

P R O J E C T
C O P E



C L I P I N T O
A D V E N T U R E



Climb-On Safely

The Climb-On Safely program teaches adult leaders the safety fundamentals in planning BSA sponsored climbing/rappelling activities. Climb-On Safely is a one-time session offered weekly. Leaders should refer to the daily newsletter and meal-time announcements for scheduled times. Those completing the program will receive a certification card.

"And I don't think there's any organization in the world, certainly not in the United States, that better prepares young men for leadership in this country than the Boy Scouts of America--in teaching leadership skills, in teaching values, in teaching

importance of standing up for what's right." – Former Defense Secretary Robert Gates

Pathfinder

Scouts participating in the Pathfinder Program will have the opportunity to explore and engage in nearly every program area in camp. This program will allow scouts to engage as a group with Handicraft, Nature, Aquatics, Outdoor Skills, and Shooting Sports. The program last all seven summits of the day and leaders are highly encouraged to keep their scouts in the program for the full day.

During the program scouts will be working on both basic scout skills and merit badges. Scouts will have the opportunity to fulfill most cooking, knot tying, lashing, first aid, and nature requirements included in the Scout, Tenderfoot, Second Class, and First-Class requirements. Additionally, scouts will have the ability to earn the First Aid, Leatherworking, and Swimming merit badge.

To help create as troop like environment as possible, scout leaders are encouraged to attend the Pathfinder Program throughout the course of the day. This helps add recognizable leadership and authority for scouts who may be having a hard time away from home, as well as assist the Pathfinder Staff with running programs and activities.

The Order of the Arrow



Purpose of the Order of the Arrow

- Recognize those who best exemplify the Scout Oath and Law in their daily lives and through that recognition cause others to conduct themselves in a way that warrants similar recognition.
- Promote camping, responsible outdoor adventure, and environmental stewardship as essential components of every Scout's experience, in the unit, year-round, and in summer camp.
- Develop leaders with the willingness, character, spirit and ability to advance the activities of their units, our Brotherhood, Scouting, and ultimately our nation.
- Crystallize the Scout habit of helpfulness into a life purpose of leadership in cheerful service to others.

Eligibility of Election

The Order of the Arrow membership is wholly democratic. Candidates are elected by their unit rather than by members of the Order of the Arrow. Qualifications are as follows:

1. A Scout, under the age of 21, who holds the First-Class rank and is registered as an active member of his troop may, with the approval of his unit leader, be nominated for election.
2. To be eligible, a Scout must have completed at least 15 days and nights of camping under the auspices of the Boy Scouts of America during the 1-year period prior to the election. The 15 days and nights must include one long-term camp (6 consecutive days and nights). The balance of camping must be overnight, weekend, or short-term camps.

Call-Out Ceremony

A Call-Out Ceremony will be held each Wednesday of summer camp. If your troop has candidates to be called out, this will be done during your troop's stay at camp. If you are from another Lodge, your unit may participate in our Call-Out Ceremony with permission from your Lodge in writing.

Brotherhood Interviews

All Wagon Lodge #6 members both youth and adult will have the opportunity to participate in a Brotherhood Interview during their stay at Camp Conestoga. All campers wishing to participate will sign-up with the Summer Camp Chief at the beginning of the week. Interviews will occur later in the week. All participating will be charged a fee. All candidates who successfully complete the Brotherhood Interview will then be eligible to receive their Brotherhood at the next OA weekend.



Wednesday “Family Night”

“Oh, the magic of the campfire! No unkind feeling long withstands its glow. For men to meet at the same campfire is to come closer, to have better understanding of each other, and to lay the foundations of lasting friendship. ‘He and I camped together once!’ is enough to explain all cordiality between the men most wide apart, and Woodcraft days are days of memories happy, bright and lifelong.” – Ernest Thompson Seton

Visitor Night Open Zip-Line

During each week’s Family Night, we will allow others the use of the zip-line. The requirements for participants are as follows:

- At least 14 years’ old
- Must have a signed and completed waiver (see Forms section). If under 18, the waiver must be also be signed by participant’s parent or guardian.
- Purchase tickets at the Trading Post (\$5.00).

The time scheduled for the Wednesday night zip-line is from 5:30pm to 7:00pm. Please be on time as there will be a lot of activities at the lakefront on Family Night. Note that all events and activities will stop at 7:00pm in order to allow for Evening Colors and the OA Calling Out Ceremony.

WEDNESDAY NIGHT SCHEDULE OF EVENTS:

- 5 pm Final Summit Ends, Scout are dismissed back to their sites.
- 5 pm to 6 pm – Dinner. (Families may buy their meal at the Dining Hall for \$5.00 each)
- 5:30 p.m. to 7:00 p.m. Open Zip Line
- 7:05 p.m. – Troops will assemble on the upper parade field for the Parade of Flags.
- 7:10 p.m. –Parents and Visitors will gather on the lower lake-side parade field.
- 7:15 p.m. – The celebration will begin with the troops assembled on the lower parade field to complete evening colors. This involves ceremonious proceedings.
- 7:20 - (Approx.) – The ceremony is turned over to Order of the Arrow who will continue with the Call-Out Ceremony.
- 8:00 (Approx.) –Immediately following the Call Out Ceremony, Troops will partake in Wednesday night campfire. Troops are expected to perform at least one skit or song at the campfire. Skits and songs should be tasteful and entertaining to parents and guests. Camp Staff will ensure safety and wholesome family fun.
- 9:30pm – Trading Post extended hours’ end. All parents and visitors must depart camp.

Specialty Camps

Eagle Camp

July 25- July 31, 2021

CAMP CONESTOGA

TOTAL FEE:

- If this is the Scouts first week at camp - \$385
- If Scout had a prior week at camp - \$350
- Registration Fee: \$50.00 due upon registration
- Remainder of balance of must be paid by May 7, 2021

DEADLINE FOR REGISTRATION: May 7, 2021

REGISTRATION: Limited to First Class, Star and Life Scouts.

PROGRAM: Merit badges offered: Citizenship in the Nation, Citizenship in the Community, Citizenship in the World, Communications, Personal Management, and Family Life. (Scouts must sign up to take a minimum of 2-3 of these badges.)

Scouts are required to prepare for camp by initiating the time requirement sections of any merit badges before camp to avoid the partial completion of the badges.

During their stay at Eagle Camp, the Scouts will be going on a variety of field trips that are specifically designed to meet the requirements of those badges offered. The scouts shall be required to attend specific program sessions designed for the Eagle Camp and will not be participating in other merit badges other than the six required ones offered in Eagle Camp.

Further program information of the Eagle Camp shall be forwarded to the individual campers following registration.

Provisional Camp

2021 Season

All Scouts have the opportunity to participate in our provisional camp. Provisional camp gives all Scouts the chance to experience twice as much camping fun by offering Scouts a second week at camp. The camp will provide all adult leadership for the provisional camp.

If any Scout is interested in the provisional camp, they must register with the Council Service Center by May 7th, 2021.

The costs are as follows: If this is your first week, the cost is \$385.00, if it is your second week at Camp Conestoga the cost is \$350.00. Provisional Camping will be held during each week of the 2021 season. Scouts attending provisional camp should report to the camp office at 1PM on the Sunday of their week at camp. As with all camps, advanced registration is required, and payment is due May 7th, 2021.

Provisional Camp/ Eagle Camp Registration Form

_____ I would like to register for **EAGLE CAMP- July 25-July 31, 2021**

_____ I would like to register for **PROVISIONAL CAMP** during these dates:

_____ June 20 - 26 _____ June 27 – July 3 _____ July 11 - 17

_____ July 18 - 24 _____ July 25 – 31 _____ August 1-7

Scout Name _____

Address _____

Phone _____ **Unit** _____ **District** _____

Parent/Guardian Signature _____

Scoutmaster Approval (Eagle Camp only) _____

Registration fee (\$50.00) enclosed. Balance must be paid before May 7, 2021.

Mail to:
Westmoreland-Fayette Council
2 Garden Center Drive
Greensburg, Pa 15601

Chaplain Services

Camp Chaplain

A full-time chaplain is available at Eberly Scout Reservation to provide counseling, religious services, assistance, and visitation to the sick. The chaplain is there to be that "friendly ear" when personal problems arise. The chaplain is fully approachable by all in camp that may have difficulties or questions. Both leaders and campers are encouraged to contact the chaplain when a problem arises. In other words, the chaplain is on 24-hour call and may be reached by contacting the main office at Rohrbacher Lodge.

Church Service

A non-denominational church service will be available on Monday night, immediately following evening flag ceremony, in Hagan's Chapel.

Chaplain Aide Training

The Camp Conestoga chaplain will lead a discussion for any Scouts interested in learning more about the requirements and duties of a chaplain aide. Included in the discussion will be how to run a prayer service on a camping trip, how to promote religious emblems in your troop, and how to keep prayers interfaith and inclusive. Training will be offered on a week to week basis. (Availability may vary)

Thursday Night- Troop Cooking Night

On Thursday evenings, each unit will be provided with ingredients for a meal. Your Troop will cook this meal in your campsite. You and your patrol leader's council should plan cooking methods: What cooking equipment, eating utensils, and extra items are needed. This evening will also be set aside for Troop program. Troops are asked to pick up dinner from the kitchen at a time announced that day. Due to a lack of natural firewood, it might be a good idea to bring a couple bags of charcoal with you. NOTE: If you are not going to require food from the dining hall for your Thursday evening meal, (i.e. you have leftovers from Wednesday's Family Night) please advise the dining hall steward or cook at breakfast Thursday a.m. so that no food is set aside for you.

Health and Safety



Camp Conestoga Health & Safety Guidelines

All Campers must abide by these standards as set forth by the Boy Scouts of America and State of Pennsylvania. *These rules and regulations are set forth to provide all Scouts with the safest environment possible.*

For Safety:


1. Always hike with a buddy or buddies. Be sure to get permission from your leader. Inform them of your route and your estimated returning time.
 2. Aquatic activities (swimming, canoeing, and boating) are conducted under adult supervision and following the minimum standards of the BSA.
 3. No Scout leader or Scout leaves camp without checking out at the main office in Rohrbacher Lodge.
 4. Shoes and socks are worn at all times to prevent cuts and bruises. No open toe shoes or sandals. Even if you are going to the pool, you must wear shoes and socks while walking there.
 5. Fireworks are not permitted. **(PROHIBITED BY LAUREL HILL STATE PARK AND THE BSA)**
 6. Each troop makes a visual check for attendance at meals and at bedtime.
 7. Determine the location of natural hazards.
 8. Do not use liquid fuel to start fires. ("Scout Water" is not an acceptable fire starter!)
 9. Drink from an approved water supply; do not drink from springs as they may be contaminated.
 10. No alcoholic beverages are permitted on camp property.
 11. Keep the shower houses clean! Instances of graffiti or intentional destruction will NOT be tolerated. A shower house cleaning schedule will be established at the Senior Patrol Leader's Meeting on Sunday evening.
 12. Place garbage in proper area for pickup. (Do not bury garbage).
1. No pets allowed in camp.
 1. **No passengers transported in the cargo section of pickups or trucks. NO EXCEPTIONS, YOUTH OR ADULTS.** Every passenger must have a seatbelt.

Camp Conestoga Health Lodge Procedures

All Troops must report to the Health Lodge with medications and health forms in hand, at their scheduled arrival time on Sunday

All health forms must be:

- ✓ CURRENT, WITHIN 12 MONTHS, (FORM HAS BEEN UPDATED AS OF Late Dec. 2020)
- ✓ SIGNED BY A PHYSICIAN
- ✓ UP TO DATE AND COMPLETE WITH CURRENT EMERGENCY PHONE NUMBERS HMO POLICY NUMBERS, ETC.



Medications

All medications must be turned into the Health Officer at check-in, **ONLY ONE** Weeks' worth & in its original containers! **MAKE SURE MEDS ARE NOT EXPIRED!** Medication that must remain with the Scout i.e. inhalers, bee sting kits, etc. must be shown to the Health Officer. These medications will remain in the Scouts possession. It is the responsibility of the Scout and the Scoutmaster to see that the Scout reports to the Health Lodge to receive his medication. **IT IS NOT THE RESPONSIBILITY OF THE RESERVATION HEALTH OFFICER.**

Medical Requirements

Each Scout and Adult Leader attending camp must submit a medical form, the **Annual Health and Medical Record** upon arrival during the medical check-in. **Be sure your troop number and campsite are on each Physical Form in the upper corner block!**

***** Please place your unit's health form in a binder. Write your Unit number on the binder and ensure the forms are in alphabetical order by their last name, this includes your leaders!**

**ANY person coming to camp without a COMPLETED MEDICAL FORM
WILL BE SENT HOME!**

Once you have all physical forms completed, copy the original and **BRING ONLY THE PHOTOCOPY TO CAMP. THESE FORMS ARE REQUIRED TO BE KEPT ON FILE FOR THE WEEK.**

All Scouts must use the **Annual Health and Medical Record** which requires a medical examination by a licensed medical doctor once every year. The form must include a doctor's signature and have sections one and two completed.

All adults in camp are also required to have a physical. All Scouters are required to have a yearly physical signed by a medical doctor and recorded on the **Annual Health and Medical Record**.


Rest

SLEEP can mean the difference between a great or poor week. Each person needs a certain number of hours each night to function properly the next day. The Scoutmaster should ensure that, from 10:00 PM until 6:00 AM, their campsite is quiet so that those who wish to sleep may do so.

Footwear

NO SANDALS, OPEN-TOED SHOES, OR BOAT SHOES ARE TO BE WORN IN CAMP. You may wear these types of shoes at the pool or in the shower house, but only in those areas. This does not include travel to and from those places. Any camper found wearing illegal footwear, will be sent back to his campsite to change.

Camp Conestoga is staffed 24 hours a day 7 day a week, by a fully certified medical officer, to render emergency care to anyone one in camp. Contact the main office to obtain medical assistance.



Before You Go

Before you go to camp, certain promotional materials and information should be shared with the Scouts and their Parents. This can take place in many ways and forms. The basic reason for this kind of activity is to keep everyone informed, excited, and prepared for the week ahead. Youth need to know what to bring, what activities to prepare for, and which Merit Badges are being offered. Parents need to know how much camp costs, when it will be, where it is, how to send mail and how to get in touch with someone in case of an emergency. Scoutmasters need to know all of this and a lot more.



Many troops hold parent's information meetings a few months before camp. This meeting can take place at a Court of Honor, a Committee meeting, or in place of a regular scheduled troop meeting. If your troop has a newsletter you should also put constant reminders about camp in there as well. It is here that the details of camp should be presented to the parents. This will help you and you're Scouts who haven't been on a campout or haven't been away from home. Questions and answers will mostly likely take the majority of the time. But don't panic if you don't know the answers. It is important to read this Leaders Guide from cover to cover so that you understand Camp Conestoga and all it has to offer, if you still do not know the answer, assure the parents that a reply is just phone call away. You can contact the Westmoreland-Fayette Council Service Center at 724-837-1630 for any questions pertaining to camp.

Contact and Location Information

Contact Information

Council Service Center

Westmoreland-Fayette Council
2 Garden Center Drive
Greensburg, Pa 15601

Phone: (724) 837-1630
Fax: (724) 832-8780

Camp Conestoga

Camp Conestoga
255 Conestoga Camp Road
Somerset, Pa 15501

Phone: (814) 445-2018

Location Information

Camp Conestoga is located on Route 31 between Donegal and Somerset, in the Laurel Hill State Park.

Traveling from the west....

Exit the PA Turnpike at the Donegal/Ligonier Exit 9. Turn left onto PA Rt. 31 and travel east approximately 10 miles. Watch for a CoGo's gas station on the left. Directly across from the station is the sign for Camp Conestoga. Turn right at the sign and follow the road approximately one mile into camp.

Traveling from the east....

Exit the PA Turnpike at the Somerset Exit 10. Turn right onto PA Rt. 601; travel south about 1 mile and turn right on to PA Rt. 31 and go 14 miles. Watch for a CoGo's on the right. Directly across from the station is the sign for Camp Conestoga. Turn left at the sign and follow the road approximately one mile into camp.

2021 Backdater for Camp Conestoga

The following is a list of important dates and happenings, broken down monthly. The dates listed below affect both you and your unit, so pencil them into your calendar now.

NOTE: *Deposit deadlines are mandatory for ALL units attending camp. All units must also submit a completed roster with each payment. Any questions concerning camp should be directed to the Council Service Center at 724-837-1630.*

March 2021

5th - \$50.00 Deposit due from all Scouts. This deposit should be sent to the Council Service Center.

NOTE: *All units must include a completed Troop roster listing all youth and adults attending, with their deposits. All persons listed on your roster must be registered members of the Boy Scouts of America.*

April 2021

5th- All Campership applications must be submitted for consideration for the 2020 season.

NOTE: *Incomplete applications or applications missing documentation will not be considered for review.*

May 2021

7th - Final Camp Fees Due to Council Service Center and online merit badge registration is due.

NOTE: *All units must include a completed Troop roster listing all youth and adults attending, with their final payments. All persons listed on your roster must be registered members of the Boy Scouts of America.*



**Follow your “Leader’s Pre-Camp Checklist,” that way you will be on top of the paperwork you and the camp need.
This is important!**

Leaders Pre-Camp Checklist

Check this list as you complete each task as a part of your Troop planning & preparation

_____ Rosters of all Scouts going to camp. (Are the names spelled correctly? Is it legible? Do you have at least 3 copies?) Update the Scout Service Center of all roster changes as soon as they happen.


_____ Names, addresses and both work & home phone numbers of all parents. Do you know where they can be reached in case of an emergency?

_____ Photocopies of Health & Medical forms for each Scout and Leader. No Scout or Adult may stay without one. Do you know which Scouts will be bringing medication to camp? Is the Health Form filled out and signed?

Please fill out the Camp Health History form to help ease Check-in.

_____ All transportation arrangements have been made- both coming and going

_____ Final Camp Fees are sent by May 7, 2021



Camp Standards

It is expected that Scouts and Scouters live up to the Scout Oath and Law. A good camper always maintains high standards of personal conduct, safety, courtesy, and conservation. Therefore, Scouting units must observe the following minimum camping standards.


National Camping Standards

1. **All SCOUTS, LEADERS, AND ANY ADULT** attending camp must be registered in a troop prior to camp. No Cub Scouts or siblings may attend, even if camping with a parent.
 2. Liquid fuels and liquid burning equipment may be used under adult supervision; liquid fuels must be stored in a locked cabinet under adult control for safety. **THIS IS MANDATORY FOR SAFETY.**
 3. Ammunition, rifles, and archery gear may not be brought into camp by Scouts or leaders for safety reasons.
 4. Park cars, trailers, and campers in designated areas only; help in conserving campsites, minimize traffic.
 5. The only tents authorized to be used for any purpose in camp are those supplied by the camp. Exceptions are for those taking Camping Merit Badge or as approved by the camp director.
-
1. All units must provide at least two adult leaders to be in camp at all times in order to attend camp. Both adults must be at least 21 and both must be registered with the Boy Scouts of America. Units unable to provide two leaders must make arrangements with another Unit. The camp is not responsible for assigning additional leadership. If you are having difficulties in finding adult leadership, contact your District Camping Chairman **BEFORE** you leave for camp.

Vehicles belonging to leaders and visitors must be parked in designated parking areas.

Roads through campsite and program areas are restricted to service vehicles only.

**This is a National Camping Standard set forth by the Boy Scouts of America,
and the Pennsylvania State Park System.**



2022 Stake Your Claim

During your 2021 camp week, you may stake your claim for the 2022 camp season at any time. Reservations forms will be available at the camp office and must be submitted to the Camp Director before 10 AM on Saturday.

You will have until 10 AM on the Saturday that you are scheduled to check-out to turn in your Roll over Form, for the same site and week as in 2021. Troops not turning in their Roll Over form at this time will forfeit their deposit, campsite, and week reservation for 2022.

1. All Troops will have 1st priority for the same site and week in 2021, unless they exceed or fall short of the allotted camp site maxes and minimums.
2. Troop's wishing to switch campsites must wait until the end of the week.
3. Troop's wishing to switch weeks must wait until the end of the week in which they want to move to before contacting the Camp Director.
4. If payments for your unit do not reflect your unit filling at least 2/3 of the campsite capacity, your reservation may be transferred to another site in the same week or another unit may be assigned to share your site.
5. If your Troop arrives at camp with more Scouts then they are registered for or they arrive with too many Scouts and exceed the maximum number of campers for the site, we reserve the right to switch your campsite.
6. All units are responsible for notifying the Council Service Center of reservation changes for 2022. Any Troop changing reservations without notifying the Council Service Center will **FORFEIT THEIR DEPOSIT, CAMPSITE, AND WEEK RESERVATION FOLLOWING THE SEASON.**

All campsite minimum and maximum attendance requirements are located on this form. You will receive your official 2022 Roll Over form when you arrive at camp.

The seal of the Eberly National Indian Reservation is a circular emblem. It features a central yellow field with a blue and white eagle. Surrounding this is a red ring with the words "EBERLY" at the top and "RESERVATION" at the bottom. Below "EBERLY" are the names "CONESTOGA" and "BUCK RUN". Below "RESERVATION" is "STATE OF OHIO". The outermost ring is yellow with a green border and four yellow arrowheads pointing outwards. The text "Your First and Last Day!" is overlaid in large, bold, black letters.

Your First and Last Day!

Sunday Schedule of Events

Check-in

Unit's Scheduled Time

Camp Leader Check-in-Camp Office

Med. Check- Health Office

Shooting Sports Orientation- Rifle Range

Dining Hall Orientation- Robinson Dining Hall

Chaplain Meeting- Gazebo outside Robinson Dining Hall

Swim Tests- Cook Pool

Camp Site Set-up- Campsites

Dinner- Hill 5:30 pm, Valley 5:45 pm, Grove 6:00 pm (Cafeteria Style Sunday Only!)

Camp Wide Colors-

6:50 pm

Leader's and SPL's Meeting/ Camp Wide Tours

7:00 pm

Opening Campfire

9:00 pm

Senior Patrol Leader's Meeting immediately following

Arrival at Camp

Troops are to check in at their scheduled time on Sunday. Try to arrive together as a Troop. If parents are driving their own scout, try to coordinate a place to meet before your arrival at camp. Once your whole unit has arrived follow the following procedure.

Check-in Procedures

1. Camp leaders report to the Administration Building (no sooner than their scheduled time!)

Make sure that the camp leader has a completed roster when checking in. The camp leader should also turn all early departure forms at this time.

2. Report **as a unit** with medical forms and all medication (including over the counter) to the Health Lodge. NO BUDDY TAGS WILL BE ISSUED without a Health Form.
3. After medical re-check, proceed to the Rifle Range
4. After Shooting Sports Orientation proceed to the Dining Hall.
5. After the Dining Hall, report to the Gazebo for the Chaplain Meeting
6. When the Chaplain Meeting is complete, report to the pool for the swim test.
7. Return to your campsite and set-up your campsite

Troop Financials

During Troop check-in on Sunday all Troops owing a balance for camper fees must submit payment in full to the Camp Director at this time. All Troops should take the necessary steps to complete payment at check-in.

Arrival at Your Campsite

When you arrive in your campsite, the S.P.L. and a designated adult leader will need to review the condition of your camp equipment. If any equipment is severely damaged or you find a shortage of something, please notify the camp office immediately. You should inventory equipment indicating the condition. **You should review your findings with the Site Commissioner during his first daily visit.** Remember you are responsible for the campsite and equipment while your unit is in camp. Tents, flies, and platforms should be in reasonably good condition. Inspect them for tears, holes, etc. If equipment needs minor repairs, camp staff will service it. Unserviceable equipment will be replaced, or alternatives provided. If tents are downed for any reason, campers are asked to help put them back up. Remember, if equipment has to be changed, be patient, everyone will be serviced by the end of the day. Also, remember, the equipment is expensive, TAKE CARE OF IT. Your unit will be charged for damage. If a Scout damages any camp equipment, the Troop is responsible to reimburse the camp for the entire cost.

NOTE: Please be sure your commissioner is aware of any equipment damage as soon as possible. He will be the one who determines what damage your unit may have caused at check-out on Saturday morning. Your unit is responsible for all equipment in the campsites including extra tents etc.

Physical Arrangements

Campsites are equipped with a certain number of tents and platforms based upon the number Scouts times 2 per tent. This number is determined when you pay your final camp fees. If you add to your camp roster after the May deadline it is a good idea to notify the Camp Director as soon as any changes are made, so that we can properly prepare for your arrival. Due to the attendance of certain weeks we can NOT always guarantee that all leaders will have their own tent. It is also NOT possible for us to promise an extra tent in your site to be used for supplies. If upon arrival in your campsite you find an inadequate number of tents or cots, please notify the camp office immediately. But we must remember to be patient, we will get you the correct amount of equipment as soon as possible DO NOT take matters into your own hands and try to obtain the equipment yourselves.

Troop Meeting

Your Troop should plan a Troop meeting shortly after arrival. At this meeting, you can assign duties, finalize preparation for merit badge sign-up, review camp policies, and plan your schedule for evening activities, flag ceremonies and shower house cleaning.

Camp Tour

ALL SCOUTS will go on a camp tour Sunday evening after dinner. This will give each Scout the opportunity to see where each area is located, meet the counselors and learn about the merit badges in that area. During the camp tour, the program areas will be open for Scouts to see what is offered in each area. **AFTER DINNER AND COLORS HAS ENDED, ALL TROOPS SHOULD REMAIN ON THE PARADE FIELD, A STAFF GUIDE WILL MEET THEM FOR THEIR CAMP TOUR.**

Sunday Evening Leader's Meeting

On Sunday, you will attend a meeting that will bring you up to date on things that are happening during your week at camp. You will find out about any changes or new opportunities at camp and get to meet the Camp Staff. All leaders should attend this meeting. It will be held immediately following the evening flag ceremony in the center room of Rohrbacher Lodge. During the leaders meeting all Scouts will be participating in a camp tour. Leaders should come prepared to this meeting with any last-minute questions they might have for either the camp program or management staff.

Senior Patrol Leader's Meeting

On Sunday after Campfire all Senior Patrol Leaders will attend the Leader's Meeting at 7:00 pm, then stay after for approximately 30 minutes to discuss and review Camp Conestoga's housekeeping procedures with the Camp's Commissioner.

As the youth leader of your Troop, you are in a unique position to make your Troop's stay at camp more productive and enjoyable. Prior planning on your part and the utilization of your patrol leaders can improve your stay at camp.



Some of the items that will be discussed at the Sunday Senior Patrol Leader's Meeting are as follows:

1. **Flag ceremony schedule:** Troops will be given a chance to sign up for the flag ceremonies at camp. Pick your top choices for mornings or evenings you would like to lead. Spots fill up fast. Parent's night requires a six-man color guard. Other ceremonies require four.
2. **Questions about the camp?** If you haven't had your questions answered previously, have them ready to ask.
3. **A shower house-cleaning schedule will be announced.** Have your duty roster handy so that you can record your day and time.

The Camp Commissioner will also review the Camp Adventure and True Scout Campsite awards at this time.

Campsite Inspections & Camp Adventure Award

Each campsite will be inspected once a day by the Camp Commissioner. A "Class A Campsite" can also help the troop in earning the "Camp Adventure Award".

Each unit in camp has the opportunity to bring home the "Camp Adventure Award". This unique award will be presented to elite units who have gone the extra mile to participate in the overall program.

(These awards may be changed or retitled without notice by the Camp's administration)

Parking Procedures

It is important that all arriving Scouts and Leaders remain in the parking lots on Sunday until their scheduled arrival time. PLEASE DO NOT PARK ON THE ROADWAYS. This prevents other vehicles from passing safely. All vehicles WITHOUT a handicapped pass must be parked in either the Hill parking lot or the Grove parking lot by Sunday at 5:00 PM.

Handicapped passes are available at the camp office.

Driving in Camp

All vehicles must remain parked in either the Hill parking lot or the Grove parking lot during your stay at camp. If a leader must unload something during the week, they may do so, but the vehicle must return to one of the two lots as soon as the task is complete. When driving in camp all drivers must abide with all State Laws and must possess a valid driver's license. Please use caution when driving in camp. OUR ROADS ARE DIRT AND CONTAIN POTHOLES.

Driving on Sunday/Saturday

Sunday and Saturday are the only days vehicles will be permitted in the campsites. When traveling to the campsites, do so with caution. Upon arriving at the campsite DO NOT drive into the campsite, please unload your vehicles from the road. Once the vehicle has been unloaded please return it to one of the appropriate parking areas.

Parking

Vehicles belonging to leaders and visitors must be parked in designated parking areas. Roads through campsite and program areas are restricted to service vehicles only. This is a National Camping standard set forth by the Boy Scouts of America, and the Pennsylvania State Park System. Any individual (Scout, Leader or Parent) that is in need of a handicapped parking permit should report to the Camp Office in Rohrbacher Lodge to receive their parking permit.

THE SPEED LIMIT IN CAMP IS 10 MPH

Swimming Requirements

Qualified BSA Lifeguards and a Camp School Trained Aquatics Director run the Camp Conestoga pool and lake. All aquatic activities will require the adherence to the Safe Swim Defense Plan, Safety Afloat, and the Buddy System. All Scouts and adults must complete a swim check and will be classified as Swimmer, Beginner, Learner, according to the following criteria:

SWIMMER (Red, White, & Blue)

Jump into the water over your head. Level off and swim 100 yards, ¼ of this using the elementary backstroke. Stay in the water and float on your back in a resting position with as little motion as possible for one minute.

BEGINNER (Red & White)

Some swimming ability, able to jump into the water over his head & swim 30 feet with a turn midway.

LEARNER (White)

Cannot meet the above requirements.

Saturday Check Out Procedures

1. There will be no flag ceremony on Saturday morning.
2. Breakfast will run from **7:00 – 8:00 am**. Breakfast will be optional. There is no need to send waiters to the dining hall. You should come as a unit between 7 - 8AM. No units will be served after 8AM. It is self-serve and “A Scout is Clean”!
3. ON SATURDAY, HAVE YOUR UNITS TRANSPORTATION ARRIVE NO LATER THAN 9:00 AM, SO THAT YOU DO NOT HAVE TO WAIT IN THE PARKING LOT. ALL TROOPS MUST BE OUT OF THEIR CAMPSITE NO LATER THEN 10:00 AM. (THE GATES WILL BE LOCKED AT 10:00AM)
4. All Scouts must pick-up their medication at the Health Lodge before leaving. Medication not picked up will be discarded.
5. When your Troop is ready to depart, they must send a representative to one of the following areas. A Staff member will then inspect your campsite.
 - a. **Hill Campsites – Pathfinder Pavilion**
 - b. **Valley Campsites – Scoutcraft Pavilion**
 - c. **Grove Campsites – Nature Pavilion**
6. Troops not participating in the check-out procedure could be billed for any damaged items not reported.

YOUR UNIT LEADER MUST CHECK-OUT AT THE CAMP OFFICE BEFORE LEAVING CAMP!

ALL UNITS MUST TURN A 2022 ROLL OVER FORM BY 10:00 AM ON THE DAY OF YOUR CHECK-OUT IN ORDER TO RESERVE YOUR RESERVATION FOR 2022. IF NO FORM IS TURNED IN YOU WILL FORFEIT YOUR CAMPSITE AND WEEK.

Driving on Saturday

Sunday and Saturday is the only day vehicles will be permitted in the campsites. When traveling to the campsites, do so with caution. Upon arriving at the campsite DO NOT drive into the campsite, please load your vehicles from the road way. Once the vehicle has been loaded please return it to one of the appropriate parking areas. Please use caution when traveling on our road ways.

Thanks for joining us! Have a safe trip home.

Role of the Leader



The Adult Leader Role

What is expected from adult leaders?

The success of any camping experience for a unit or individual member depends upon the efforts of the uniformed leaders. For this reason, Scoutmasters and designated assistants must carry out assigned responsibilities in a professional manner. The first step to successful long-term camping is adequate planning and program preparation before your arrival date. Part of this process requires adult leaders to review planned activities and responsibilities while at camp. Completion of this step will minimize surprise situations, confusion, disappointment, and potential problems.

Successful camping results in a great deal of personal satisfaction for both Scouts and leaders. The following is a synopsis of key activities and responsibilities expected from all adult leaders.

Leadership

Your first concern should be to make sure you will have adequate trained adult leadership in camp. Experience has shown that *two adult leaders for every eight Scouts attending* provides the best camp experience for the Troop and the leaders.



Each unit registering for summer camp is **required to have at least two adult leaders**. The unit leader going to camp must be a registered Scouter, at least 21 years of age, and preferably the unit's year-round leader or assistant. Unit leaders are responsible for the good behavior and good practices of their Scouts at all times and are expected to be available to assist their Scouts and camp staff to assure the best camping experience. The second leader must be at least 18 years of age and a registered Scouter. Every leader attending camp must be a registered member of the Boy Scouts of America.

Leader Administration Responsibilities

Camp Leadership

All units must have at least two registered adult leaders in camp at all times. Leaders are expected to set the example for what is expected from all Scouts. If we ourselves cannot live by the Scout Oath and Law, how can the youth be expected to learn our basic core beliefs?

General Discipline

Discipline and conduct of all campers is the responsibility of the unit leader in the camp with the Troop. **THIS RESPONSIBILITY CANNOT BE TRANSFERRED TO THE CAMP STAFF.** The camp administration is ready and willing to assist at any time with problems that might arise. Camp Counselors are available upon request for counseling. Unit committees should be sure that their leadership is trained and understand their responsibilities while in summer camp.

Our Camp Law

One of the often-told Scoutmaster Minutes deals with how a camp is just like a city. Cities have roads, camps have trails. Cities have homes, camps have tents. Where cities have rules so do Scout camps. Why mention that in a Leaders Guide? Because it gets right to the philosophy of personal conduct.

You should be aware that each Scout must meet stringent criteria in order to become a member of our Camp Staff. Besides the interviews and screening process, all of our Staff agrees to live by the 12 points of the Scout Law. Many of our Staff members are Eagle Scouts and leaders of your units. With over sixty members on Staff, we bring together for three months out of the year a fine representation of what Scouting is: strong, youthful, meaningful, with interest and excitement. The Staff is here to serve; we commit to live by the Scout Oath and Law. We will work to show the Scouts and Leaders that it is our way, and you can expect this from every staff member.

Scouts and Leaders at Camp are expected to live by the Scout Law at all time. It is an effort; but it is practiced, it shows how we can live in a small city together. As a leader, we expect you to instill the Scout Law in your Scouts. Many Scouts learn from the attitude of their Leader- live and demonstrate the Oath and Law & show your Scouts that it does work.

Our camp is guided by the following rules and regulations. All camper, leader, and Staff conduct is judged as to how it measures against these guidelines. At camp, we cannot tolerate and will not permit activities that question the health and safety of all in attendance. Any Scout, leader, parent, guest, or Staff member that violates any of our rules or regulations will be handled by the discretion of the Camp Director in conjunction with all BSA and PA State regulations.

We ask for your cooperation and understanding as adults in helping us maintain high standards of moral and personal behavior. Remember it is our responsibility to provide a Safe and Healthy camp experience.

Equipment Damage

Each unit is responsible for the tents and equipment left to their care. Damage will be assessed before checkout and the Troop will be billed for any damages for which they are found to be liable for. This has become a serious problem in camp. Please realize when we assess damages caused by your Scouts, it is done to be fair to other units and Scouts that did not cause any damage. Damage to tents will be billed by the inch.

Reporting Child Abuse

Your camp staff has received training to deal with victims of any kind of child abuse. If you suspect that a Scout in camp is a victim, contact the Camp Director immediately. If he is out of camp, contact the Program Director or Health Officer. The Camp Director will notify the Scout Executive.

Alcohol & Drugs

“It is the policy of the Boy Scouts of America that the use of alcoholic beverages and controlled substances is not permitted at encampments or activities on property owned and/or operated by the Boy Scouts of America or at any activity involving participation of youth members.” Since Camp Conestoga is located within Laurel Hill State Park, all State Laws apply as well.

This policy will be strictly enforced for all those who are present in camp. The Camp Director will contact the proper authorities.

Tobacco and Electronic Cigarettes

The legal age, in the state of Pennsylvania, for the use of tobacco products is 21. You as a leader can prevent the use of tobacco. Inform your Scouts that underage use of tobacco products is unacceptable and will not be tolerated on camp property.

For those adults who are of age to use tobacco products, please do so discreetly. ***DO NOT use tobacco products in the presence of Scouts.*** National BSA policy as well as Westmoreland Fayette Council policy prohibits smoking in any buildings, pavilions, or porches of buildings.

Due to our commitment to protecting and promoting the health of Scouts that stay at camp, Eberly Scout Reservation also applies the policies above to any form of electronic cigarette, vape pen, or smoking device. Leaders should inform Scouts that "e-cigs" or "vaping" is unacceptable behavior at camp and will not be tolerated. All individuals age 18 or older that wish to use these devices should do so discreetly and out of the sight of campers.

“Remember only you can prevent forest fires”

Homesickness

In a past edition, the *American Camping Association Magazine* reported that “Homesickness” is a very real and natural emotion that can occur when anyone leaves familiar surroundings. Adults may be surprised to learn that their joy reaching home after a trip is a form of homesickness.

For first time campers, especially, being away from home may be a totally new experience; no mom or dad to turn to; no refrigerator handy for the midnight raids; no family pet to hug and romp with; and most critical-- NO VIDEO GAME SYSTEMS. Allen Sherman may have poked fun at the classic camp letter years ago, in his song, “Hello Muddah, Hello Faddah,” yet the importance of correspondence between home and camp cannot be over-emphasized.

Uniforms

Scouts and leaders are encouraged to wear the Scout uniform while in camp. However, it is not a requirement for participation. Why do the Scouts BSA have a uniform? The same reason a football or baseball team has a uniform, or just about any organized group. Why? Because a uniform gives a standard to be met, it promotes group spirit and designates equality from the start among members within the group. At camp our uniforms do the same. However, we know they are expensive and at camp they can get dirty fast. The official Scout uniform is appropriate at any time during the week at camp. We encourage all Scouts to be in their Class A uniform for the following events.

- 📖 Evening Colors Ceremony
- 📖 Camp Wide Vespers
- 📖 Wednesday Parent's Night
- 📖 Friday Night Campfire

Class 'A' uniforms are not required for morning flag ceremonies and breakfast.

Hazing/Bullying

“Older Scouts sometimes feel that the new Scouts should be “initiated” into the Troop with a hazing activity. You should be alert to this desire of older youth and direct their efforts into meaningful programs biased of the Aims and Methods of Scouting. Hazing has no place in Scouting, it is a violation of the Youth Protection Guidelines, and will be dealt with in a stern manner.

Forms of hazing include but are not limited to:

1. *Secret Rituals.*
2. *Snipe Hunting.*
3. *Searches for “Left Hand Smoke Shifter’s.”*
4. *Secret Initiations*

Standards of Conduct for Scouters

Youth Protection Guidelines for Troops

Eradication of child abuse has been adopted as a national objective by the National Council of the Boy Scouts of America. Guidelines for children and parents have been published in a booklet entitled *“Child Abuse, Let’s Talk About It.”* It’s been available within Scouting and to the general public. Every adult leader going to camp should read it and go through the Child Abuse Training. **ALL UNITS IN CAMP MUST HAVE AT LEAST TWO ADULT LEADERS PRESENT AT ALL TIMES.**

The concerned assistance of every Scouter is essential to success. The following principles and guidelines are intended to protect Scouts against abuse and Scouters against misinterpretation of their intentions. Anyone who has questions or sees difficulties in compliance with these guidelines should feel free to consult with the Camp Director or the Scout Executive.

Definition of terms: “Scouter” is understood to mean all adults, 18 years of age or older.
“Junior Leaders” is understood to mean youth unit leadership.
“Scouts” are all youth members.

1. Scouters must endeavor to protect Scouts from (1) physical abuse that is understood to mean the sustaining of physical injury as the result of cruel or inhuman treatment or as the result of a malicious act. (2) Sexual abuse, i.e. any act involving sexual molestation or exploitation of a scout by any person who has permanent or temporary care, custody, or responsibility for supervision of Scouts or a Scout. **(3) Mental abuse. Consider this the next time we send a young, frightened Scout out on a snipe hunt.** Our responsibility to our Scouts is to provide a “safe haven” to foster self-confidence and self-esteem
2. Adults serving Scouts, especially in camp, whether registered Scouters, parents of a Scout, or other qualified personnel, must understand their responsibilities and the limitations placed on their relationship with Scouts.
3. Scouters and Scouts must sleep in separate tents.
4. Scouters must always shower and change in separate shower stalls.
5. Scouters, Junior Leaders, and other activity leaders must not permit activities involving group nudity or skinny-dipping.
6. Scouters should avoid unnecessary physical contact with Scouts, such as placing hands on legs and patting the derriere of Scouts.
7. Scouters must not tell off-color stories. Scout and Scouters are clean in mind and body.
8. Scouters should hold conferences with Scouts in open settings where they may be seen (but not heard, if discussion is confidential). Avoid rooms with closed doors, closed tents, or other secluded locations.

9. If a Scout complains or comments about an experience he has had with an adult or another youth that may suggest physical abuse or sexual molestation or an invitation to molestation, take them seriously. Remember that the Scout is not likely to articulate his complaint in an adult manner. It may take the form of declining association with a particular leader for no apparent reason or abruptly leaving the unit.

A Scouter who observes another Scouter or Junior Leader relating to a Scout in a manner that is not clearly objectionable, but which might be misconstrued as leading to child abuse, should warn the person so observed to avoid contact that might be misunderstood.

Experience Tells Us

In years past, some of the comments made by unit leaders in the camp evaluations suggested the need for a section telling about “Experience has shown us that....” This is a collection of what experience has taught us regarding Merit Badges, advancements, and general camp procedures.

1. “Summer camp is not a merit badge mill” where you pay a fee and get four merit badges automatically. Instead, “Camp offers merit badges as only one portion of the program.”
2. “For any scout to try more than four merit badges in one week is foolish.” We suggest a normal maximum of three merit badges per Scout per week. True, some have earned upwards of five or six in one week, but that is the exception. And remember there is more to camp than just merit badges.
3. “The most difficult badges to earn” are those requiring a great deal of physical skills, coordination, stamina, and time. I.e. Astronomy, Environmental Science, Personal Fitness, Shot Gun, and Climbing.
4. Many badges have “pre-requisites” “that should be done at home” and not at camp. Experience shows us that “Camp is not an ideal classroom for written work” and the smart Scout is the one who comes to camp with all the written work done. All pre-requisites are listed in the program section of this manual and should be shared with all Scouts attending camp.
5. “Youth should try something new at camp and get a well-rounded experience.” Try a handicraft badge, a nature badge, and an aquatic or Scoutcraft badge combination.
6. “Be proud of your campsite”. Your campsite is your home away from home for the week. So, make it comfortable by bringing banners, flags, and items to spruce it up. Also come with ideas to fix it up. But remember that we are Scouts and we must keep it clean and respect Mother Nature.
7. Don’t forget to schedule rest! That’s right. Too often, you don’t take the time to sit and enjoy the beauty of Camp Conestoga. “Don’t keep such a pace that you miss the trees, the nature, and the clean fresh air.” Remember that you only spend one week at camp per year, so enjoy it.
8. “Be spirited.” Come to camp with the idea and spirit helps make the camp come alive. Participate actively with the Staff in songs and cheers.
9. Be flexible. Each week, over 200 Scouts attend Camp Conestoga and while the Staff is there to meet everyone’s needs, it is important to remember that a Scout is friendly, cheerful, and courteous. “We need to practice the Scout law in camp when dealing with others.”

10. Communicate. If you have a special need or want to give advice, tell us early, and we will give it our best shot.
11. On the day of your departure, have your unit's transportation arrive no later than 9:00 AM so that you do not have to wait in the parking lot. All Troops must be out of their campsites no later than 10:00 AM.
12. Abide by the rules, just because we don't agree with something we should not do our own thing. At camp, we have rules and regulations in place to provide everyone with a safe and fun experience. If you have a problem with something, deal with it in a professional matter, remember we are Scouts and we do set the example for our younger Scouts.
13. Arrive at 1:00 PM. This time does not change from year to year. In order for us to prepare for your arrival we need as much time as possible. Please arrive at 1:00 PM the gates will not be open until then. If you arrive early please park in the parking lot, do not block the road and make safe passage impossible.

**One last thing. "We want to make this the best camp in the Region."
If you have any suggestions, we'll gladly listen to you, because camp
is only as good as we make it!**

Camp Forms

Camp Conestoga

Medical and Health History Record

(Note: This form is needed in addition to the Medical Examination Form that was prepared by your doctor)
(UNIT LEADERS, Place this on top of the Medical form.)

Scout _____ Scout-Leader _____

Campsite _____ Troop # _____

Food Allergies

Previous Health Problems

Medications to Be Taken at Camp
Type

Time

Emergency Phone Numbers of Parent / Guardian

Doctor's Name _____

Doctors Phone (_____) _____

Is your Health Insurance listed as an HMO Plan?

If so, what procedures must be followed before care is given? (phone calls, referrals, etc.?)

Other information?

To help check in on Sunday flow smoothly, we are asking each Troop Leader to complete this health review sheets for each scout. Please have the Scouts' health forms together with this form. We will need to see the forms and go over the Scouts' health with each of them. It is important to include the information for each Scouts' parents' medical plan, especially those insured by any type of HMO.

Deposit Attendance Roster-March 5, 2021

Troop _____ Campsite _____ Camp Dates _____

Leader Name	Position	Phone Number	S	M	T	W	Th	F	S
1.									
2.									
3.									
4.									
5.									
6.									
7.									

Camper Name	Rank as of the first day at camp!	Phone	Year in Camp	Notes
1.				
2.				
3.				
4.				
5.				
6.				
7.				
8.				
9.				
10.				
11.				
12.				
13.				
14.				
15.				
16.				
17.				
18.				
19.				
20.				
21.				
22.				

Final Fees Attendance Roster-May 7, 2021

Troop _____ Campsite _____ Camp Dates _____

Leader Name	Position	Phone Number	S	M	T	W	Th	F	S
1.									
2.									
3.									
4.									
5.									
6.									
7.									

Camper Name	Rank as of the first day at camp!	Phone	Year in Camp	Notes
1.				
2.				
3.				
4.				
5.				
6.				
7.				
8.				
9.				
10.				
11.				
12.				
13.				
14.				
15.				
16.				
17.				
18.				
19.				
20.				
21.				
22.				
23.				

Final ATTENDANCE Roster-2021
(Turn in at Check-in)

Troop _____ Campsite _____ Camp Dates _____

Leader Name	Position	Phone Number	S	M	T	W	Th	F	S
1.									
2.									
3.									
4.									
5.									
6.									
7.									

Camper Name	Rank as of the first day at camp!	Phone	Year in Camp	Notes
1.				
2.				
3.				
4.				
5.				
6.				
7.				
8.				
9.				
10.				
11.				
12.				
13.				
14.				
15.				
16.				
17.				
18.				
19.				
20.				
21.				
22.				

Pick-Up Authorization / Permission Slip

Scout's Name _____ D.O.B. _____

Address _____

Council _____ District _____ Troop _____

The following individuals have authorization to pick up my child

Please include your own name

Positive I.D. will be required

1. _____ Relationship _____

2. _____ Relationship _____

3. _____ Relationship _____

4. _____ Relationship _____

5. _____ Relationship _____

Parent/ Guardian Signature & Date

(NOTE: This FORM Stay in the hands of the Scoutmaster!)

Pre-Camp Swim Check

This form is to be completed by the Scoutmaster and the Lifeguard or Area Aquatic Supervisor from the place in which the tests were administered. This form will be accepted by the Camp Conestoga Aquatics Staff, in place of taking the Sunday swim test. All Troops submitting this form must still report to the pool on Sunday during check-in to receive their buddy tags. **ALL SCOUTS PARTICIPATING IN THE TREK PROGRAM MUST TAKE THEIR TESTS AT CAMP.** The Camp Conestoga Aquatics Staff reserves the right to re-test any Scout in which they deem necessary. All tests must be completed after January 1, 2021, in order to be valid for the 2021 Camp Season. All swim tests must be administered by the guidelines set forth by the BSA as listed below.

➤ **SWIMMER (RED, WHITE & BLUE)**

Jump into the water over your head. Level off and swim 100 yards, ¼ of this using the elementary back stroke.

Stay in the water and float on back in a resting position with as little motion as possible for one minute.

➤ **BEGINNER (RED & WHITE)**

Some swimming ability, able to jump into the water over his head and swim 30 feet with a turn midway.

➤ **LEARNER (WHITE)**

Cannot meet the above requirements

Troop _____

Campsite _____

First Name	Last Name	Youth/ Adult	Swim Classification W, RW, RWB
1			
2			
3			
4			
5			
6			
7			
8			
9			
10			
11			
12			
13			
14			
15			

Scoutmaster:

Lifeguard or Area Aquatics Supervisor: _____

Location of test _____

Date of test _____

Suggested Equipment List

Please mark ALL equipment and clothing with your name and unit number!

Clothing	Bedding
Scout Uniform Extra T-Shirts Extra Shorts/Pants Extra Socks Extra Underwear Boots/Sturdy Shoes Jacket/Sweatshirt Raincoat/Poncho Swim Trunks Scout Hat	Sleeping Bag/Blankets Pillow Ground Cloth Large Sheet of Cardboard to Cushion Springs
Supplies	Personal
Pocket Knife Flashlight Extra Batteries/Bulb Canteen Footlocker Eating Utensils Insect Repellent Compass	Shower/Personal Toiletries Toothbrush/Toothpaste Shower Shoes Towel for Pool/Towel for Shower
Miscellaneous	
Paper & Pencils Rope Matches Hiking Stave	Fire Starters Scout Handbook Survival Kit Camera

NOT PERMITTED

- | | |
|------------------------------------------------------------------------------------------------------------------------------|-----------------------------------------------------------------------------------------------------------------------------------------|
| <ul style="list-style-type: none"> ✗ Fireworks ✗ Ammunition ✗ Pets ✗ Sheath Knives | <ul style="list-style-type: none"> ✗ Electronic Games ✗ Kerosene or Gas Lanterns ✗ Alcoholic Beverages |
|------------------------------------------------------------------------------------------------------------------------------|-----------------------------------------------------------------------------------------------------------------------------------------|

Specialty Camp Registration Form

Provisional Camp/ Eagle Camp Registration Form

_____ I would like to register for EAGLE CAMP- July 25-July 31, 2021

_____ I would like to register for PROVISIONAL CAMP during these dates:

_____ June 20 - 26 _____ June 27 – July 3 _____ July 11 - 17

_____ July 18 - 24 _____ July 25 – 31 _____ August 1-7

Scout Name _____

Address _____

Phone _____ Unit _____ District _____

Parent/Guardian Signature _____

Scoutmaster Approval (Eagle Camp only) _____

Registration fee (\$50.00) enclosed. Balance must be paid before May 7, 2021.

**Mail to:
Westmoreland-Fayette Council
2 Garden Center Drive
Greensburg, Pa 15601**

Zip Line at Camp Conestoga Waiver

Hold Harmless Agreement

I understand that participation in the activity involves a certain degree of risk that could result in injury or death. In consideration of the benefits to be derived, after carefully considering the risk involved, and in view of the fact that the Boy Scouts of America is an organization in which membership is voluntary, I have carefully considered the risk involved and have given consent for myself (or my son or daughter) to participate in the activity, and waive all claims I or we may have against the Boy Scouts of America, the local council, the activity coordinators, and all employees, volunteers, related parties, or other organization associated with the activity.

I am not under the influence of any chemical substance, including alcohol. Understanding that any physical activity involves a risk of injury, I understand that my participation in the activity is entirely voluntary. I release the Boy Scouts of America, the local council, the activity coordinators, and all employees, volunteers, related parties, or other organizations associated with the activity from any and all claims or liability arising out of this participation. This release does not, however, apply to any harm caused by negligence or willful misconduct of the local council or its employees.

In case of emergency involving my child, I understand every effort will be made to contact me. In the event I cannot be reached, I hereby give my permission to the physician selected by the adult leader in charge to secure proper treatment, including hospitalization, anesthesia, surgery, or injections of medications for my child.

In addition, I understand that the maximum allowable weight on the Zip Line is 250 pounds.

Participants Signature_____ Date_____

*If the participant is under age 18, his or her parent or guardian must also sign below

Parent or Guardian Signature_____ Date_____

CAMP SCOUT COWBOY ACTION SHOOTING PROGRAM PARTICIPATION AND HOLD HARMLESS AGREEMENT

Camp Conestoga / ESR (Westmoreland Fayette Council) will be conducting a Scout cowboy action shooting program. In this program, Scouts will shoot a rifle, pistol, and shotgun under the supervision of an NRA Range Safety Officer and NRA certified instructors. Scouts will be required to wear eye protection and hearing protection at all times while on the range. Scouts are expected to abide by all safety rules and the instructions of the Range Safety Officer(s) and rifle, pistol, and shotgun instructor(s).

I, the undersigned, give my child, _____, permission to participate in this program. I understand that participation in the activity involves a certain degree of risk. I have carefully considered the risk involved and have given consent for my child to participate in the activity. I understand that participation in the activity is entirely voluntary and requires participants to abide by the rules and standards of conduct. I release the Boy Scouts of America, the local council, the activity coordinators, and all employees, volunteers, related parties, or other organizations associated with the activity from any and all claims or liability arising out of this participation.

For safety, my child and I agree that he/she will do the following or he/she will be removed from the program. I understand that any additional cost associated with participation in this program will not be refunded if my child is removed for not following the rules below.

1. Complete a range safety briefing.
2. Wear all safety gear at all times while on the range.
3. Follow all the safety rules provided in the briefing.
4. Follow the instructions of the Range Safety Officer(s) and rifle, pistol, and shotgun instructor(s).
5. Do not handle the firearms until instructed to do so by the instructor(s).
6. Is 14 years of age, or 13 and has completed the eighth grade, as of the start of the class and will be in full compliance with all local, state, and federal guidelines, including age restrictions and original equipment manufacturer standards.

Participant signature _____ Date: _____

Parent/guardian signature _____ Date: _____

Parent/guardian printed name _____ Date: _____

Home phone _____ Cell phone _____

Email address _____

Refund Policy

This policy is applicable to all camp activities where Westmoreland Fayette Council collects a fee or a deposit for Summer Camp at Camp Conestoga and Camp Buck Run.

1. Refund requests will only be considered if submitted by regular mail sent to:
Camp Staff Advisor/Camp Director
Westmoreland Fayette Council
2 Garden Center Drive
Greensburg, PA 15601
2. For Resident Camps:
 - a. Any required deposits shall be NON-REFUNDABLE.
 - b. Refund of fees, outside of a deposit, will be processed on a sliding scale according to the following guidelines:
 - i. Request received 30 or more days before the event – you will receive 100% of the total event fee, less the NON-REFUNDABLE deposit.
 - ii. Request received 14 – 29 days before the event – you will receive 50% of the total event fee, less the NON-REFUNDABLE deposit.
 - iii. Request received less than 14 days before the day of the event – you will receive 25% of the total event fee, less the NON-REFUNDABLE deposit.
 - iv. In the event of a documented medical reason (doctor's note required), a death in the family, a natural disaster, or a declared emergency – refund request must be submitted within fourteen (14) days following the end of the applicable activity.
 - c. For events where you register as a unit, registrations are transferrable within the same unit to a Scout or adult leader not currently registered for the activity.
3. Approved refunds will be processed within thirty (30) days of their receipt and all deposit will be made to the Unit. The unit will be responsible for the disbursement of those fees to the correct family. In Council Units, fees will be deposited into the Units account at the Council Service Center.
4. If an activity is cancelled or postponed by our council and the participant cannot attend on the alternate date, a refund request of the full fee will need to be submitted to process the refund.
5. Recognizing that we are here to “help other people at all times,” regardless of the policies set out above, full or partial refunds may be granted for special hardship cases. Special hardship cases may include personal illness or family emergencies. Special hardship case refunds will be promptly considered and granted or denied by the Camp's Staff Advisor or Camp Director.

Policy effective 01/01/2021

Summer Camp Refund Request Form

Unit # _____ Unit Type: ☐ PACK ☐ TROOP ☐ CREW District: _____

Council: _____ Camp Arrival Date: _____

Camp Attending: ☐ Camp Buck Run ☐ Camp Conestoga

(Any required deposits shall be non-refundable)

Please Complete one form per camper requesting a refund:

Camper Name: _____ Unit Name: _____
(example: Troop 1234)

UNIT CONTACT PERSON: _____ Phone: _____ Email: _____

Address: _____ City, State, Zip: _____

Reason for Refund: _____

Amount Paid: \$ _____ Campership Awarded: \$ _____

Signature (Unit Leader): _____ Date: _____

Signature (Parent/Guardian): _____ Date: _____

SEND FORMS TO:

Camp Staff Advisor/Camp Director
 Westmoreland Fayette Council
 2 Garden Center Drive
 Greensburg, PA 15601

For Office Use Only:

Request Received: _____ Request Processed: _____

Approved: _____ Denied: _____ Amount: \$ _____

Approval Signature: _____ Date: _____